

A. Package content

- Controller X 1, Accessory kit X 1(Screw X 4, Spacer X 4, RJ-45 Cable X 2, 1N4004 X 1), CD X 1, Warranty card X 1, Installation Guide X 1

B. Installation

- Physical Dimension: 143x93(114)x21 (mm)
- Recommended: Cable with shielded, Linear DC power supply, Network cable.

■ SPECIFICATIONS

- Voltage range: 9-24 VDC
- Current max. Average: 1A
- Max distance for wiegand is 80M
- Max distance for RS-485 is 1000M

■ Notice

- Do not connect other contacts to the power unit except power contacts.
- Do not apply any unverified power supply to the unit or the hardware system may be damaged or may cause system an unstable condition.

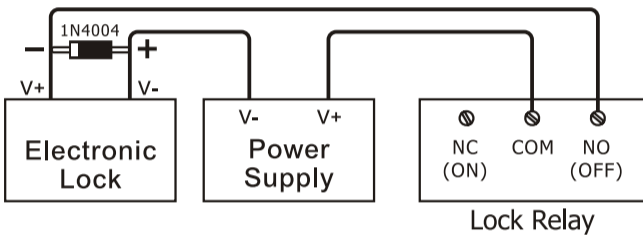
■ Optional

- Controller box Dimension: 225 X 285 X 85 (mm)
- LED indicatorb : ACT, ERR

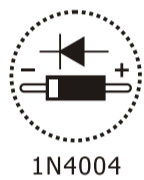
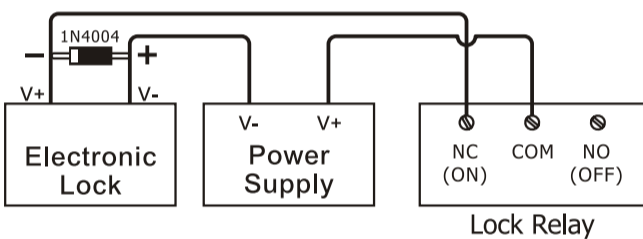
C. System Connection

※ Door Relay Connect.

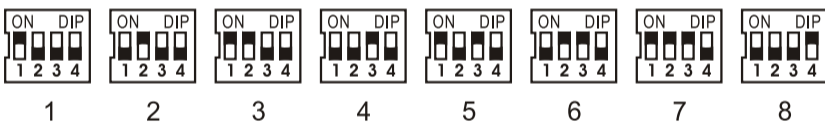
- Fail Secure Lock



- Fail Safe Lock



➤ MX60R Door number setting



- If MX60R doesn't use common battery with WG reader, GND of MX60R must be short-circuited with GND of WG reader.

▼ Emergency mode enable:

Exit button 'can't be limited by time zone setting when RS-485 disconnect, door still can be opened.

● RJ-45 Cable Color Read for Reader Connection

Max distance for wiegand is 80M

1	ORANGE WHITE	D0	
2	ORANGE	D1	
3	GREEN WHITE	Output, Controlled the LED of Reader	
4	BLUE	Output, Controlled the Buzzer of Reader	
5	BLUE WHITE	Reader sensing control (Must short GND)	
6	GREEN	To detect Reader	
7	BROWN WHITE	POWER-	9-24V DC power output, same as SEMAC power input.
8	BROWN	POWER+	

- Event Handle 2 : Used for Event Handle and also for dual-relay needed electronic lock.
- Please refer to MX60R installation for connection of MX60R.

